


Jacket. \$40.00



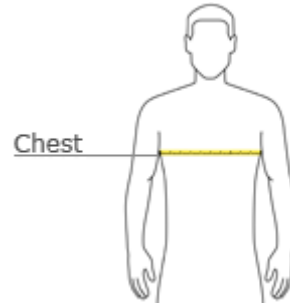
A lightweight top layer, this water-repellent jacket takes on unpredictable weather with athletic colorblocking, superb functionality and exceptional breathability.

- 100% polyester shell
- 100% polyesterjersey lining with mesh insets at gussets for added breathability
- Articulated elbows for greater mobility
- Half elastic, half self-fabric cuffs for comfort
- Side pockets
- Drawcord hem with toggles

HOW TO MEASURE

CHEST


With arms down at sides, measure around the upper body, under arms and over the fullest part of the chest.



SIZE CHART

	S	M	L	XL	2XL	3XL	4XL
Chest	35-37	38-40	41-43	44-46	47-49	50-53	54-57

Long sleeve T. \$20.00

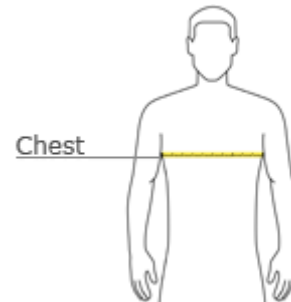


Cotton/Poly blend

HOW TO MEASURE T SHIRT

CHEST

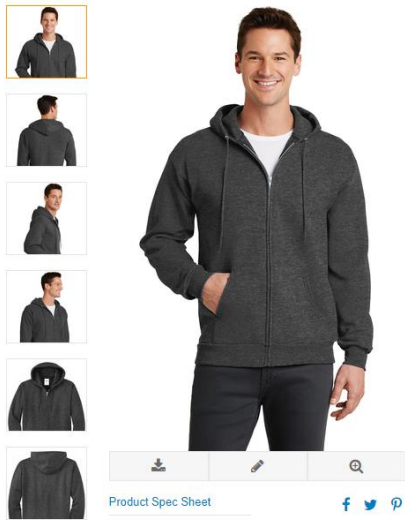
With arms down at sides, measure around the upper body, under arms and over the fullest part of the chest.



SIZE CHART

	S	M	L	XL	2XL	3XL	4XL
Chest	35-37	38-40	41-43	44-46	47-49	50-53	54-57

Hoodie. \$40.00



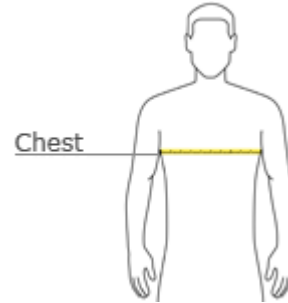
A versatile full-zip hooded sweatshirt in our core weight.

- 7.8-ounce, 50/50 cotton/poly fleece
- Air jet yarn for a soft, pill-resistant finish

HOW TO MEASURE HOODIE

CHEST

With arms down at sides, measure around the upper body, under arms and over the fullest part of the chest.



SIZE CHART

	S	M	L	XL	2XL	3XL	4XL
Chest	35-37	38-40	41-43	44-46	47-49	50-53	54-57